

Name: _____


Sign up for camps
and tournaments!




Our Chess Board

Knowing how to describe squares and lines on the chess board is like a geography expert knowing how to name mountains and rivers! The rows on the board are ranks and the columns are files. Squares are named by their letter and number found on the sides of the chess board.


Directions:
Circle the e4-
square.




Directions:
Circle the f7-
square.




Directions: Circle
the c6-square.



Directions:
Circle the d4-
square.



Directions: Circle
the g2-square.



Directions:
Circle the a8-
square.

